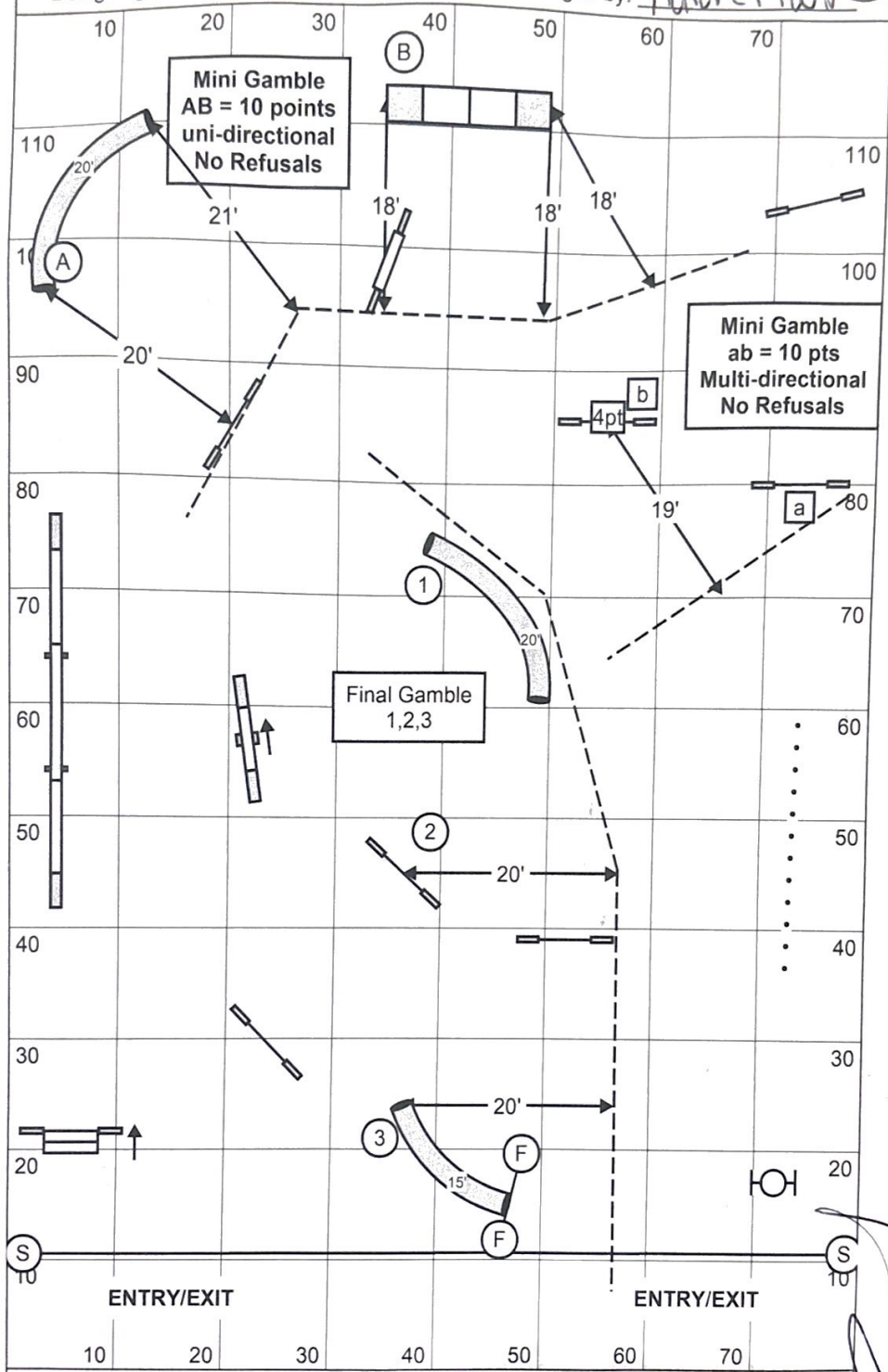


REGIONAL CHAMPIONSHIPS - GAMBLERS CHAMPIONNAT PROVINCIAL - ENJEU

Designing Judge: Tracey Mallinson

Judged by: *Adam Frawley*



OPENING SCT: 40 sec

Open Reg/Spec GT : 18 s
24"/20"R & 20"/16"S

Open Vet GT (Open + 20%): 22 s
20"/16" SDV & 16"/12" DDV

Medium Reg/Spec GT (Open + 10%): 20 s
16"/12"R & 12"/8"S

Medium Vet GT (Med + 20%): 24 s
12"/8" SDV & 8"/4" DDV

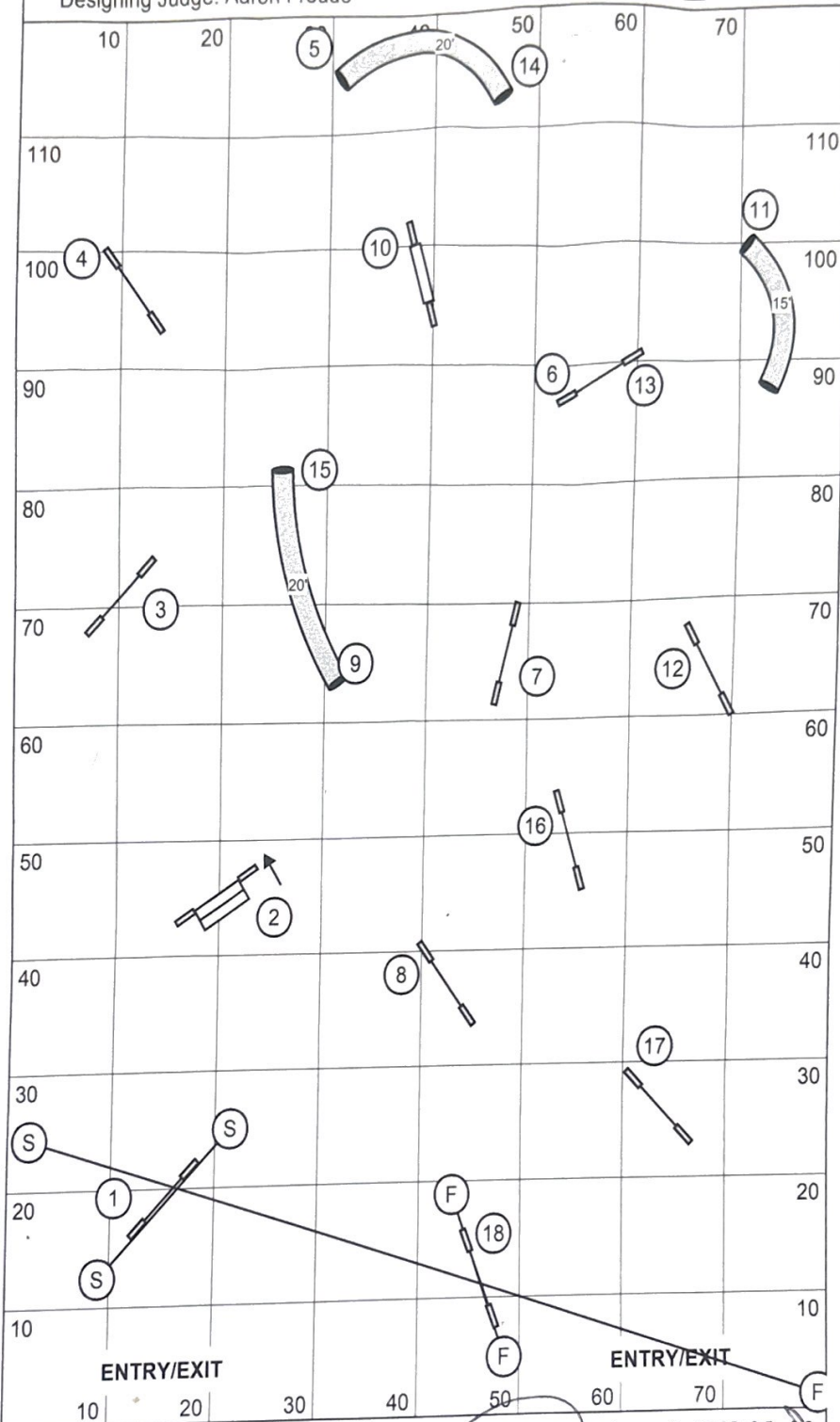
Mini Reg/Spec GT (Open + 20%): 22 s
8"R & 4"S

Mini Vet GT (Mini + 20%): 26 s
4" SDV

REGIONAL CHAMPIONSHIPS - JUMPERS
CHAMPIONNAT PROVINCIAL - SAUTEUR

Designing Judge: Aaron Froude

Judged by: _____



Estimated 20" path: 190 yds

Open YPS: 3.9 - 4.3

Med YPS: 3.5 - 3.9

Actual:

3 = 209 yds

Open Reg/Spec (4.1 yps) = 51 s
24"/20"R & 20"/16"S

Open Vet (Open + 20%) = 61 s
20"/16" SDV & 16"/12" DDV

Medium Reg/Spec (3.7 yps) = 56 s
16"/12"R & 12"/8"S

Medium Vet (Med + 20%) = 67 s
12"/8" SDV & 8"/4" DDV

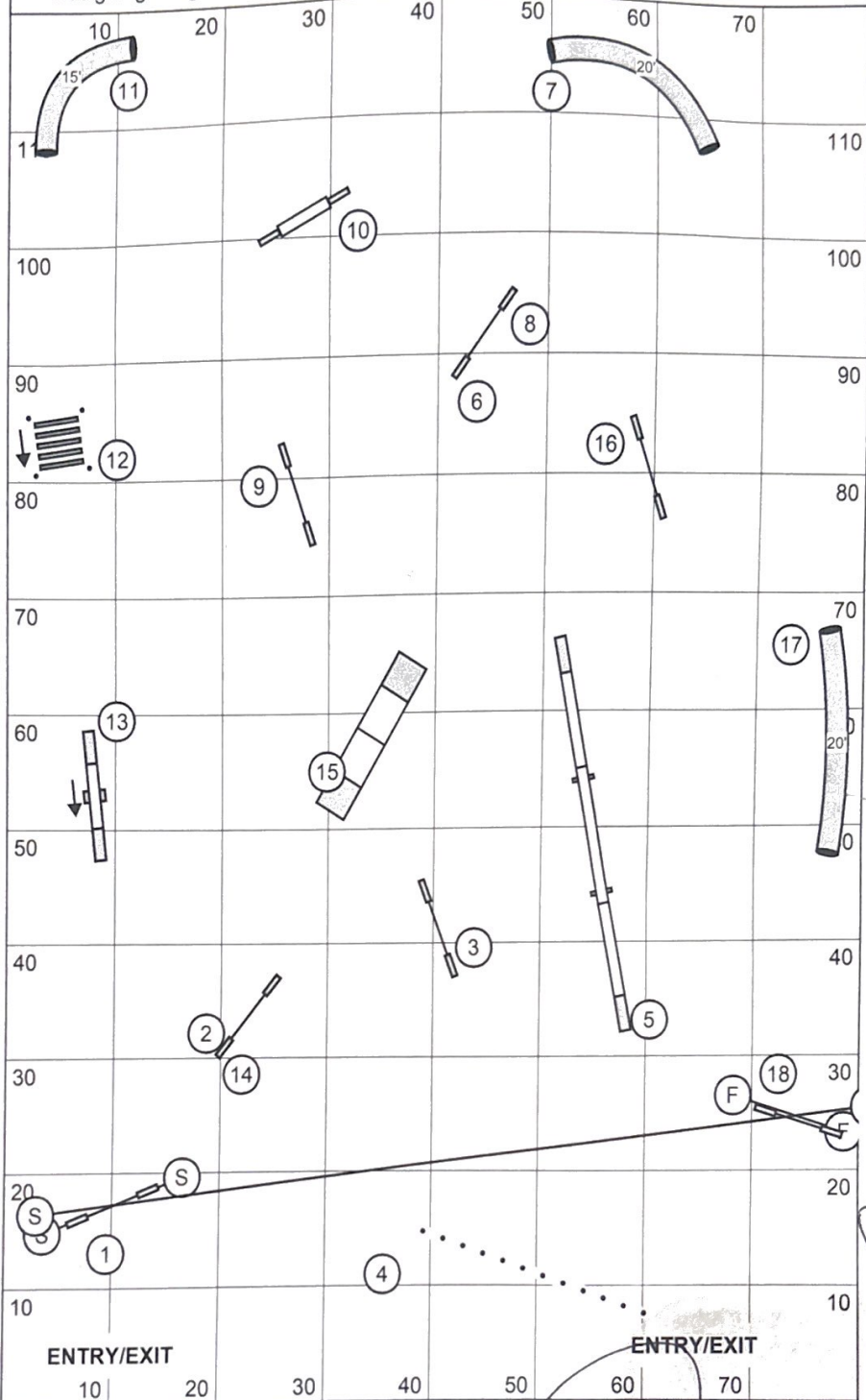
Mini Reg/Spec (3.7 yps + 5s) = 61 s
8"R & 4"S

Mini Vet (Mini + 20%) = 73 s
4" SDV

CHAMPIONNAT PROVINCIAL / REGIONAL CHAMPIONSHIPS STANDARD

Designing Judge: Aaron Froude

Judged by: _____



Estimated 20" path: 179 yds

Open: 3.0 - 3.3 yps Med: 2.8 - 3.0 yps

ACTUAL: $(10 + 36 + 18 + 12) / 3 = 25$ yds

Open Reg/Spec (3.2 yps) = 10 s
24"/20"R & 20"/16"S

Open Vet (Open + 20%) = 84 s
20"/16" SDV & 16"/12" DDV

Medium Reg/Spec (2.9 yps) = 18 s
16"/12"R & 12"/8"S

Medium Vet (Medium + 20%) = 94 s
12"/8" SDV & 8"/4" DDV

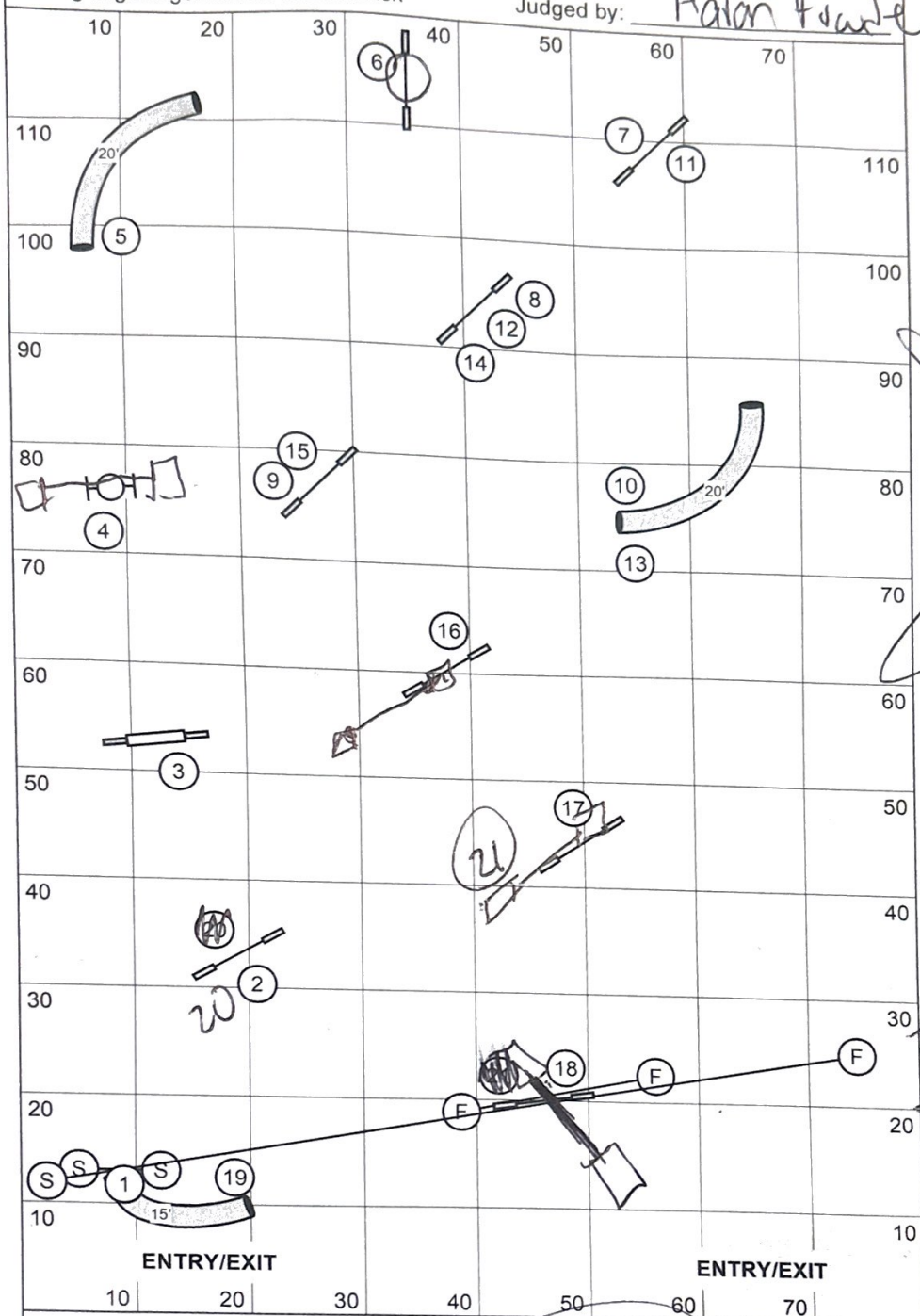
Mini Reg/Spec (2.9 yps + 5s) = 83 s
8"R & 4"S

Mini Vet (Mini + 20%) = 100 s
4" SDV

REGIONAL CHAMPIONSHIPS - JUMPERS
CHAMPIONNAT PROVINCIAL - SAUTEUR

Designing Judge: Marian McCormack

Judged by: Aaron Fowler



* The Δ to #6 for safety

(Handwritten scribbles)

w/ Δ to line 15 to 17 (jump Ded a few ft for dog safety) #18 angle I need
This resulted in #21 original position unsafe w/ timing eye!
So Ded 20% 21 to allow smooth path

Estimated 20" path: 192 yds		Open YPS: 3.9 - 4.3	Med YPS: 3.5 - 3.9
Actual: 193 = <u>223</u> yds			
Open Reg/Spec (4.10 yps) = <u>54</u> s	24"/20"R & 20"/16"S	Open Vet (Open + 20%) = <u>65</u> s	20"/16" SDV & 16"/12" DDV
Medium Reg/Spec (3.85 yps) = <u>58</u> s	16"/12"R & 12"/8"S	Medium Vet (Med + 20%) = <u>70</u> s	12"/8" SDV & 8"/4" DDV
Mini Reg/Spec (3.85 yps + 5s) = <u>63</u> s	8"R & 4"S	Mini Vet (Mini + 20%) = <u>76</u> s	4" SDV

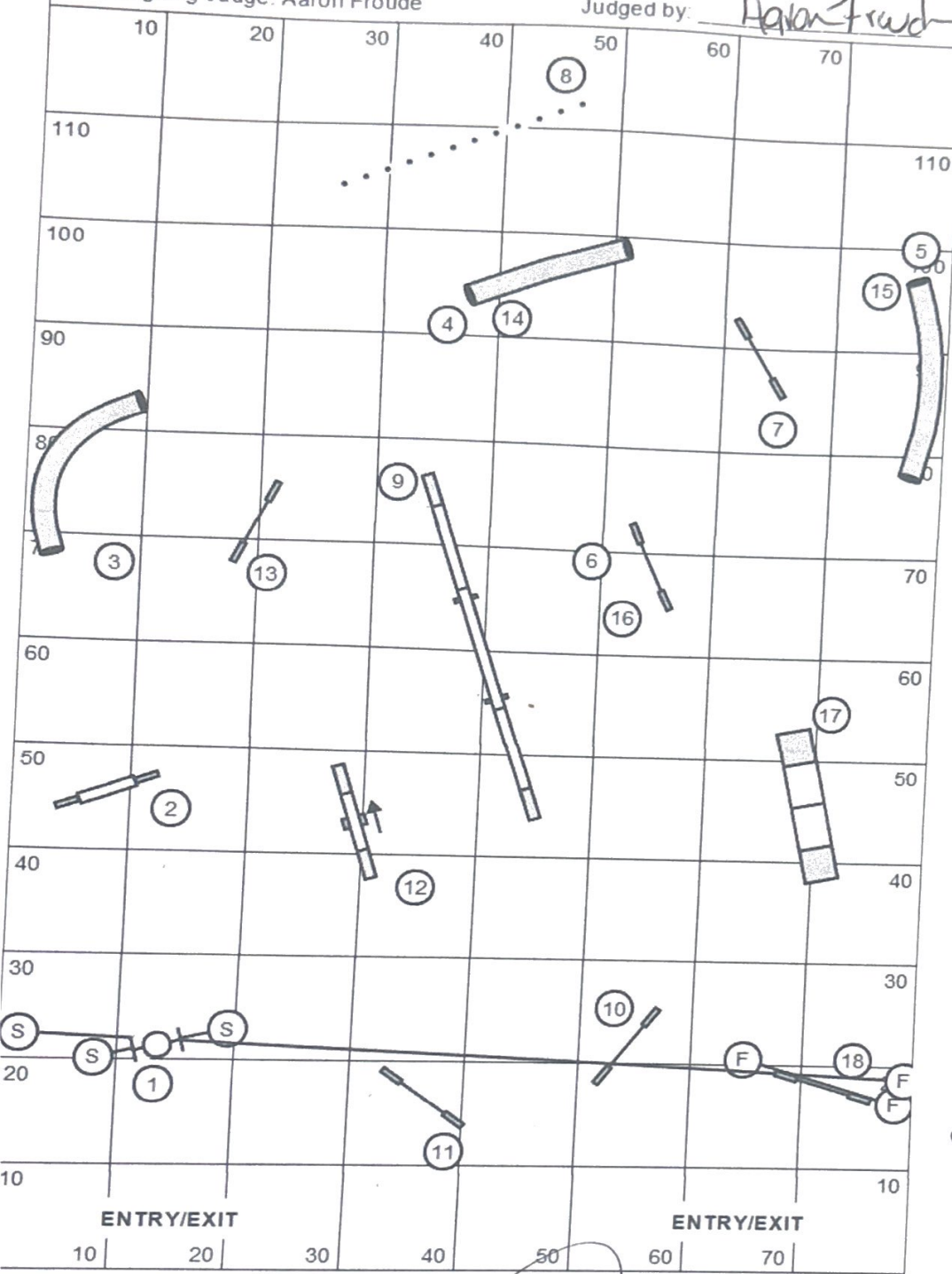
6/6/24, 3:36 PM

FROUDE-STANDARD-80x120 -2 - Final Co

CHAMPION PROVINCIAL / REGIONAL CHAMPIONSHIPS STANDARD

Designing Judge: Aaron Froude

Judged by: Aaron Froude



Estimated 20" path: 222 yds

Open: 3.0 - 3.3 yps Med: 2.8 - 3.0 yps

ACTUAL: (_____ ' + 36' + 18' + 12') / 3 = 225 yds

Open Reg/Spec (3.2 yps) = 70 s
24"/20"R & 20"/16" S

Open Vet (Open + 20%) = 84 s
20"/16" SDV & 16"/12" DDV

Medium Reg/Spec (2.9 yps) = 78 s
16"/12"R & 12"/8" S

Medium Vet (Medium + 20%) = 91 s
12"/8" SDV & 8"/4" DDV

Mini Reg/Spec (2.9 yps + 5s) = 81 s
8"R & 4" S

Mini Vet (Mini + 20%) = 97 s
4" SDV

